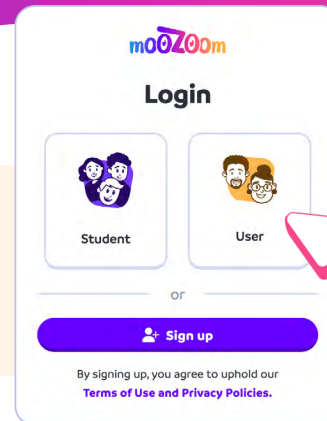




# HOW TO CHANGE YOUR EMAIL ADDRESS

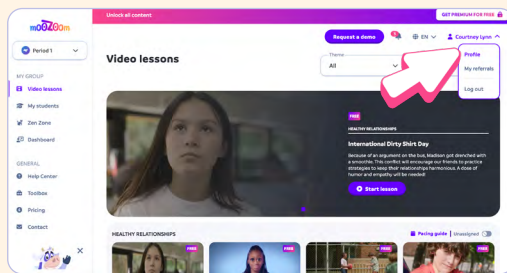
1

Step one head on over to the moozoom sign in page and **log in as a user**.



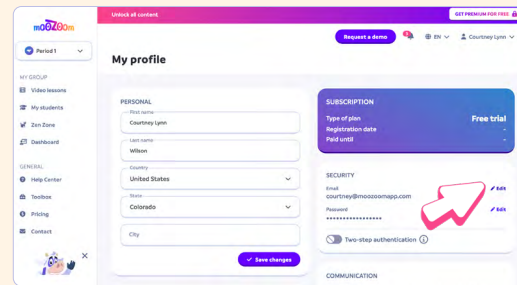
2

**find your name** in the top right corner and **click "profile"** in the drop down menu.



3

In the Security section, which you will find at the bottom, **click Edit** next to your current email.



4

Enter your **new email address** and current password. Then click Send Confirmation Email. Without closing the window, go to your new emails inbox and collect the 4-digit validation code.

### Change email

New email  
newemail@yahoo.com

Password  
\*\*\*\*\*

Cancel **Send confirmation email**

5

**enter the validation code** in the validation code window and you're done!

### Change email

We just sent a confirmation code to newemail@yahoo.com

CODE

○ ○ ○ ○

**Resend code**