



# PEDAGOGICAL GUIDE

moozoom PEDEGOGICAL GUIDE - 2023

---



## TABLE OF CONTENTS

Introduction . . . . .	2
Student-Led SEL . . . . .	3
Theory of Change . . . . .	4
Scope and Sequence . . . . .	4
Program Overview . . . . .	6
Movie Lessons. . . . .	6
Follow-up Activities. . . . .	8
Free vs. Paid Version . . . . .	9
The Implementation Journey . . . . .	10
Assessment Data . . . . .	12

## INTRODUCTION

With an increasing number of multicultural and multilingual schools serving students from many different socio-economic backgrounds with different motivations for engaging in learning, behaving positively, and performing academically, social, and emotional learning (SEL) provides a foundation for safe and positive learning. SEL enhances students' ability to succeed in school, careers, and life.

Research has shown that students participating in SEL programs demonstrated improved classroom behavior, an increased ability to manage stress and depression, and better attitudes about themselves, others, and school (Durlak et al., 2011).

As we slowly recover from Covid-19, there has been a significant increase in the number of U.S. schools that acknowledge the positive impact effective SEL could have on their students and community. Their biggest challenge is program implementation.

Most existing SEL programs require considerable investments from districts and schools regarding training and lesson planning, affecting teachers' capacity to deliver engaging SEL for students, in addition to teacher pushback, who may consider SEL an additional weight to their already full caseload. Therefore, many of those programs may end up not being utilized and depriving students of strategies to support them as they encounter everyday challenges and situations.

Check out this Pedagogical Guide to learn how moozoom's student-led SEL program is transforming the space of SEL.

## STUDENT-LED SEL

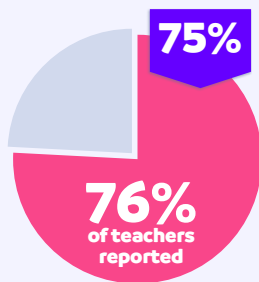
moozoom's **student-led and ready-to-use** program allows teachers to start teaching SEL from day one with "Netflix" quality live-action SEL movie lessons where all cultural and socio-economic backgrounds are represented. moozoom is an SEL movie lesson platform showing students being students. **Watch moozoom's teaser [here](#).**

moozoom's platform was designed to make SEL easy for teachers and highly engaging for students. It requires no training or prep time and all learning enhancements are embedded in the platform so that teachers can deliver the content with fidelity in one click.

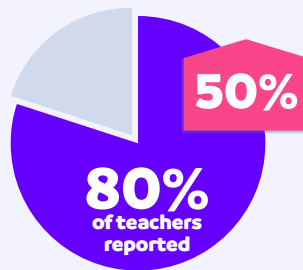
Our most recent case study in a K-8 Title 1 funded school district in Illinois reported that 76% of teachers were able to reduce their SEL lesson planning by using moozoom and 40% of teachers started teaching SEL more than once a week compared to 8% before moozoom.

### OUTCOMES AND RESULTS IN A NUTSHELL

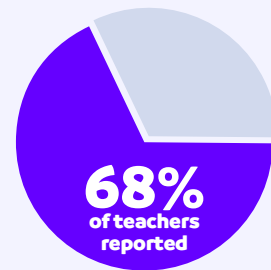
AFTER 60 DAYS USING MOOZOOM:



Being able to reduce their SEL lesson planning by more than 75%



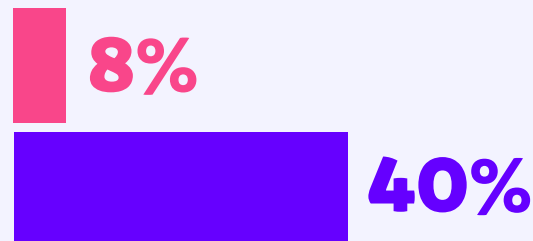
An increase of more than 50% in student engagement during SEL lessons



A significant decrease in student conflict

92%

of teachers reported significant improvement in general student behavior



40% of teachers started teaching SEL more than once a week (in comparison to 8% before moozoom)

After 60 days of use, 80% of teachers reported an increase of more than 50% in student engagement during SEL lessons, while 68% of teachers reported a significant decrease in student conflict. **Read the entire case study [here](#) and watch the case study testimonial [here](#).**

## THEORY OF CHANGE

moozoom employs “choose your own adventure” bite-size movies that submerge students in a fictional universe where they can create their own stories and forge meaningful links with their daily challenges. The content provides opportunities for student-led modeling, discussions, and follow-up activities (at school or at home) designed to reinforce learning and support students in navigating challenges in their everyday life. moozoom’s theory of change and pedagogy is that observing real and relatable behaviors will lead to rapid behavioral change and systemic well-being transformation in schools. moozoom allows students to observe behaviors in relatable characters and practice SEL skills through classroom discussion, journal activities, quizzes, daily keys to action, and classroom role plays.

Based on CASEL’s five core SEL competencies framework, our application supports synchronous, asynchronous, or blended learning instructional delivery models as the school and teachers deem fit. Designed as a Tier 1 intervention model for students in grades PK to 6, moozoom can also be utilized for Tier 2 and 3 intervention support. This approach provides ample opportunities for students to continue their social-emotional learning in a small group or one-on-one setting.

When plunged into a moozoom adventure, each student learns at their own pace, in respect of one’s cognitive development. The entire platform was built to empower students to reflect on their own choices by observing other kids’ behavior in real-time. There are no right or wrong answers, only different strategies to explore. If a student selects a less desirable choice they receive immediate feedback either from the platform (during the quizzes) or the movie characters. Feedback is adapted per grade.

**Warning: we recommend against making a decision whether or not to implement moozoom in your school, prior to observing the impact of our content on student engagement and teacher buy-in during a classroom session.**

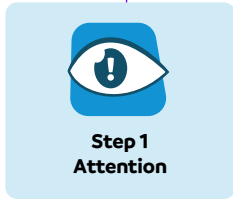
## SCOPE AND SEQUENCE

moozoom’s scope and sequence allow schools and teachers to customize their yearly lesson plan by selecting the themes that meet their needs. Not only is there no specific order for viewing the themes, but since each of the themes covers all CASEL competencies, students’ social-emotional knowledge acquisition and skills development progress as each theme is completed. Therefore, there is no need for teachers to feel pressure to finish the program in entirety within the school year.

# SCOPE AND SEQUENCE

**Everyday challenge based movie lessons**  
Each theme contains 4-6 weeks of movie lessons

**Group activities or individual assignments**  
Each theme contains various follow-up activities



● Pk-1 ● Grade 2-6

**Customizable yearly themes plan**

Influence	Healthy Relationships	Rejection
Difference	Resilience	Self-Esteem
Using Good Judgment	Fear of Being Judged	Bullying
Accepting "No"	Adapting to Change	Assertiveness
Cliques & Gossip	Social Media	Empathy
Anxiety	Responsibility	Conflict
Impulse Control	Self-Esteem	Sharing
Respect	Accepting Differences	Friendship
Accepting "No"	Anxiety	

**Teacher Discussion Guide**

**Quiz**

**Journal**

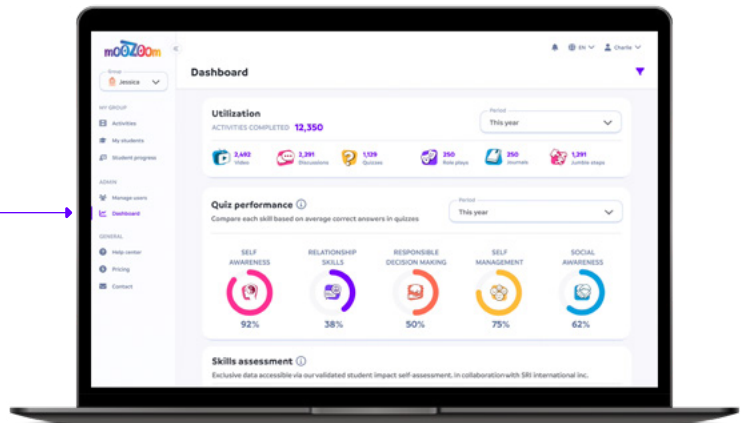
**Jumble Steps**

**Role Play**

**Keys to Action**

**New themes every school year**

**CASEL aligned development**



## PROGRAM OVERVIEW

moozoom provides a range of **student-led movie lessons** allowing PK-6 students to dive into real-life scenarios featuring characters of their age and view different options on how to deal with everyday life situations. Not only are our challenge-based theme movies designed for students to relate to situations that they face every day, but also allows teachers to deliver SEL with little to no lesson planning. Read on to learn more about our different movie formats.

**Watch a 5-minute recorded product tour of moozoom’s platform [here](#).**

MOVIE LESSONS		
Format	Grade levels	Description
<p><b>Webseries</b> 2 seasons available Next season: August 2023 Duration: 18–20 min</p>	<p><b>Elementary</b> Grade 2-6</p>	<p><i>Webseries</i> video lessons present “choose your own adventure” episodes where students are prompted to select emotional and reactionary paths based on the social-emotional related situations acted out. After viewing all the different paths, students can watch the conclusion and see how the scenario [ideally] plays out. Each <i>Webseries</i> lesson comes with a downloadable lesson ‘cheat sheet’ and follow-up activities that include:</p> <ul style="list-style-type: none"> <li>✔ Group activities:           <ul style="list-style-type: none"> <li>• Teacher Discussion Guide.</li> </ul> </li> <li>✔ Individual assignments:           <ul style="list-style-type: none"> <li>• Journal</li> <li>• Quiz</li> </ul> </li> </ul>
<p><b>Zoom-Out</b> 1 season available</p> <p><b>Zoom-Act</b> 1 season available Next season: August 2023 Duration: 4-6 min</p>	<p><b>Elementary</b> Grade 2-6</p>	<p>In <i>Zoom-Out</i> or <i>Zoom-Act</i> video lessons, characters will act out each of the social-emotional related sequences required to put into action a desirable behavior. Based on an executive functioning SEL development approach, students will learn how to navigate difficult situations by practicing perspective taking and reacting appropriately. Each <i>Zoom-Out</i> or <i>Zoom-Act</i> lesson is accompanied by a downloadable lesson ‘cheat sheet,’ and follow-up activities that include:</p> <ul style="list-style-type: none"> <li>✔ Group activities:           <ul style="list-style-type: none"> <li>• Teacher Discussion Guide</li> <li>• Role-play</li> </ul> </li> <li>✔ Individual assignments:           <ul style="list-style-type: none"> <li>• Jumble-steps</li> <li>• Journal</li> <li>• Quiz</li> </ul> </li> </ul>

## MOVIE LESSONS

Format	Grade levels	Description
<p><b>Zoom-In</b> 2 seasons available Next season: August 2023 Duration: 2-6 min</p>	<p><b>Elementary</b> Grade 2-6</p>	<p><i>Zoom-In</i> video lessons present the perspectives of a challenge from each character's point of view. In Season 2 and on , students can choose which mind they want to dive into and reflect on each of the characters' perspectives. Each <i>Zoom-In</i> lesson is accompanied by a downloadable lesson 'cheat sheet,' and follow-up activities that include:</p> <ul style="list-style-type: none"> <li>✔ Group activities: <ul style="list-style-type: none"> <li>• Teacher Discussion Guide</li> </ul> </li> <li>✔ Individual assignments: <ul style="list-style-type: none"> <li>• Journal</li> <li>• Quiz</li> </ul> </li> </ul>
<p><b>Mini-Zoom</b> 1 season available Next season: August 2023</p>	<p><b>Early Elementary</b> PK-1 (Mini-zoom)</p>	<p>Developed for younger learners, <i>Mini-Zoom</i> is recommended for preschool, transitional kindergarten, kindergarten, and first-grade students. Inspired by our <i>Zoom-In</i> format, all content (videos and supplemental materials) were designed and adapted for students at this developmental stage to learn that with each challenge or situation, there are many different points of view. As a prerequisite for <i>Mini-Zoom's</i> series, the <i>Emotion Recognition</i> section features short, interactive capsules and activities designed to support students in developing social-emotional vocabulary and practicing emotion regulation. Each <i>Mini-Zoom</i> lesson has downloadable visuals.</p>
<p><b>Zen Zone</b> 2 seasons available</p>	<p><b>Elementary</b> Grade 2-6</p>	<p><i>Zen-Zone</i> (Season 2) provides mindfulness videos designed to support student needs during various parts of the school day, including breakfast, transitions, lunch, pack up, and dismissal. All mindfulness videos are also available in an audio-only format. Check out our mindfulness activities for simple relaxation and mindfulness techniques. Use <i>Zen-Zone's</i> instrumental playlists to enhance students' mindfulness meditation exercises or as background noise during independent work.</p> <p><i>Zen-Zone</i> (Season 1) provides various mindfulness video exercises where the characters act out each of the movements.</p>



## FOLLOW-UP ACTIVITIES

Format	Grade levels	Description
<p><b>Emotional Check-In</b> (Pre-Assessment Activity)</p>	<p><b>Elementary</b> Grades 2-6</p>	<p>The emotional check-in is an informal pre-assessment that gives students the opportunity to identify their emotions while also providing support to enhance [emotional] vocabulary. Each time students connect to their moozoom account, they must reflect on how they feel by selecting an avatar that represents their emotional state at the time of connection. This is a wonderful self-regulation exercise and an opportunity to improve emotional vocabulary.</p> <p>Teachers can assess their students' emotional check-in history and will receive a push notification every time a student selects a negative emotion.</p>
<p><b>Discussion Guides</b> (Group activity)</p>	<p><b>Elementary</b> Grades 2-4 (Beginner) Grades 5-6 (Advanced)</p>	<p>Printable classroom discussion guides support teacher-led student discussion during or after watching a movie lesson. This is a great opportunity to help students make connections between their lived experiences and those of the characters. This can also lead to a later discussion about how students can apply newly acquired social-emotional skills in their own lives.</p>
<p><b>Jumble Steps</b> (Individual assignment)</p>	<p><b>Elementary</b> Grades 2-4 (Beginner) Grades 5-6 (Advanced)</p>	<p>Jumble steps is an educational game in which students must correctly order the steps to implement the social-emotional skills explored in the videos. This activity is leveled appropriately for each grade band.</p>
<p><b>Role- Play</b> (Group activity)</p>	<p><b>Elementary</b> Grades 2-4 (Beginner) Grades 5-6 (Advanced)</p>	<p>In teams of two or more, students choose a scenario related to the theme and improvise possible solutions to respond to social-emotional challenges. This activity is leveled appropriately for each grade band.</p>
<p><b>Journal</b> (Individual assignment)</p>	<p><b>Elementary</b> Grades 5-6 (Advanced)</p>	<p>The journal is a chatbot conversation tool that allows students to revisit a particular movie lesson and expand on other emotions experienced or other paths they may have chosen if they were the character. This tool allows students to freely express themselves while fostering self-esteem and a sense of competence by sharing a situation where they experienced success.</p>

## FOLLOW-UP ACTIVITIES

Format	Grade levels	Description
<b>Quiz</b> (Individual assignment & assessment)	<b>Elementary</b> Grades 2-4 (Beginner) Grades 5-6 (Advanced)	moozoom engages students in CASEL-aligned quizzes that reassert and solidify student knowledge acquisition at the conclusion of each video-based lesson. These quizzes build on prior knowledge, create a bridge between the lived experience of the students and those of the characters, and challenge students to consider reactions and consequences of the character's behavior and their own. Quizzes are auto-graded by the platform, and teachers can view individual student quiz responses by selecting a student's name card under <i>My Students</i> . Individual and class-wide quiz performance is available on the teacher dashboard. This activity is leveled appropriately for each grade band.
<b>Keys to Action</b> (Integration activity)	<b>Elementary</b> Grades 2-6	Encourage students to further integrate SEL learning in their day-to-day by using one of our keys to action suggested exercises designed for either school or home.

## FREE VS. PAID VERSION

Teachers, educators, counselors or administrators can create their account on moozoom, and access 27 free movie lessons and activities. Below details the list of features that free users are unable to access without a school subscription:

- All movie lessons: the free version contains 1 movie lesson per theme (except for season 1, there are two movie lessons per theme available), including two Webseries movie lessons which are the cornerstone of each theme.
- Limited to 1 group with a maximum of 30 students
- Dashboard displays sample data.
- Emotional check-in history limited to 3 per student.
- Activity history limited to 7 days.
- Journal and quizzes have locked answers.

## THE IMPLEMENTATION JOURNEY

moozoom’s “no training, no lesson planning” concept is designed to increase teacher buy-in. **Our vision is that if students love their SEL program, teachers will love teaching it.**

The same day a school subscribes to moozoom, it is assigned a designated customer success manager that will proceed with school-wide onboarding and ensure an optimized utilization of the platform by all teachers for the months to follow. **Click [here](#) to watch a full moozoom lesson and preview a teacher’s journey with moozoom!**

### Step 1: Select your themes:

Each of our themes have a minimum of four movie lessons ranging from two to twenty minutes, with various follow-up activities ranging from two to ten minutes to complete. On average, teachers complete one movie lesson and the associated activities a week. Prior to any school-wide implementation, and depending upon how much time is available for teaching SEL, we recommend your moozoom team select the themes that relate to particular student challenges identified for your school at the beginning of the school year.

### Step 2: Find time with students:

moozoom’s student-centered approach facilitates SEL in a classroom setting by teaching students skills through observation of other kids’ behavior and previewing different ways to resolve daily challenges. Although moozoom does not require a specific amount of time per day to invest in moozoom, it is our recommendation to find at least 30 minutes per week with students, over one or multiple period(s). Morning meetings or closing circles are a great time to utilize moozoom!

### Step 3: Teach a moozoom lesson:

Depending on the availability of technology in your classroom, moozoom can be used synchronously, asynchronously, or independently at home [depending on device and internet access]. Below are a few tips and tricks on how to access and utilize moozoom in a classroom.

- **Technology ready:** Prior to planning a moozoom lesson, have students’ devices ready. This will save time when it comes to completing independent assignments. If your school offers an SEL block, moozoom could be utilized then. Here are some of moozoom’s recommendations depending on the content level.

If your students do not have access to a computer, moozoom recommends viewing the videos and completing the related activities as a group (one large group or small groups). This can be done by working together to answer the quiz questions and formulating responses to journal prompts in small groups. Teachers can also assign activities for students to complete as homework and utilize morning meeting and/or closing circle time to facilitate a group discussion focused on the core competencies learned in the lesson.

- **Create a student group:** Allowing students to complete the follow-up activities through their student account has numerous advantages, such as completing an emotional check-in when logging in and allowing teachers to see their answers, progression, and performance. moozoom can be easily integrated with Google classroom and/or Clever. **Learn how to create a group by clicking [here](#).**
- **Start teaching:** Click on “Themes” (from the left side menu) to have a quick overview of all movie lessons and follow-up activities available.
  - **Teacher discussion guide:** Prior to watching a movie lesson within a theme, print the teacher discussion guide to help facilitate teaching the lesson and encourage students to discuss the different options presented. The discussion guide also encourages students to share their own experiences and how they can relate to the characters.
  - **Watch a movie lesson:** For grades 2-6 content, watch the theme movie lessons in this suggested order: Webseries, Zoom-In and Zoom-Act. For Mini-Zoom (PK-1), start by watching one or more of the *Emotion game* videos contained in the *Emotion recognition* section. Students can deepen their knowledge of a specific emotion by completing an *Emotimeter* or *Seek and Find* activity. Repeat as necessary prior to watching one of our interactive movie lessons.

Although moozoom videos can be viewed independently, it is our recommendation to watch all movie lessons as a class. This allows for open discussion and sharing of experiences among students.
  - **Assign follow-up activities:** After watching a movie lesson, have students (grades 2-6) login into their accounts and access the assigned follow-up activities. In order to assign movie lessons or follow-up activities, use the “assign” button on each movie lesson. This will automatically enable access to students from their individual profiles.
- **Follow student progression, utilization, and performance:** Access the “My students” space to view students’ last 10 days’ emotional check-in history as well as complete and incomplete activities. Access the “Dashboard” to view student’s (individually or as a group) utilization and quiz performance based on the CASEL competencies.
- **Reinforce student learning:** Use our various keys to action to help students integrate learning in their day-to-day life.

## ASSESSMENT DATA

moozoom collects four types of formal and informal assessment data for teachers and administrators.

- **Utilization:** moozoom tracks utilization of the platform. This refers to the amount of videos viewed and the number of activities completed. This data can be filtered by classroom, teacher, and student. Utilization data is available in the Dashboard.
- **Wellness Check-In:** Wellness check in history is available in the *My Students* page. This informal assessment is intended to be proactive instead of reactive. The emotional check also improves emotional vocabulary for students. Students submit feedback on present emotions and all negative emotions will be flagged and alert the appropriate staff members.
- **Quiz Performance:** The third type of data moozoom collects refers to quiz performance. The quiz performance data point provides a holistic overview of how students are performing on quizzes based on the five CASEL competencies. The teacher dashboard continuously updates quiz results as students progress through the theme and illustrates student progression in each of the CASEL competencies.
- **Skill Acquisition Assessment:** Developed in partnership with SRI International (formerly Stanford Research Institute), this pre and post-survey assessment tracks SEL skill acquisition over time through engaging with the moozoom platform.

These four data streams provide administrators with a look into student skill and knowledge acquisition within their school community. This data can be used for reporting, curriculum planning, and to target further social emotional and mental health interventions. **For any questions about moozoom:** <https://moozoomapp.com/contact-us/>.

Enjoy moozoom!